



4-H Archery Contest



SEPT.

19

Location:

**THE RED PARKING LOT
DELAWARE STATE FAIRGROUNDS
HARRINGTON, DE 19952**

The rescheduled Archery Contest will be held on September 19, 2020, at the Red Parking Lot near the Main Gate entrance on the Delaware State Fairgrounds. This event will be a pre-registration only event, and each participant will be provided a time-slot for them to arrive and go through the registration and inspection processes prior to shooting the contest. Once you have completed your shooting, you will then be asked to depart.

Delaware 4-H's highest priority remains the health, safety and well-being of our community. In an effort to conduct this event, based on approval from the University of Delaware, we have put together a modified version of the State Fair Archery Contest. The information contained here is subject to change and will add a number of "Social Distancing" and other safety protocols.

COVID 19 Statement:

The University of Delaware 4-H Program consistently seeks to take steps to minimize the risk of COVID-19 infections (or any other spread of disease) in accordance with applicable law, regulation, and guidance provided by health authorities. These efforts may include policies safeguards implemented by the University of Delaware 4-H Program such as symptom checks, social distancing, use of facial coverings, and isolating and quarantining when required. Despite these efforts, the University of Delaware 4-H Program cannot categorically guarantee that any person participating in a 4-H event will not contract COVID-19 or any other communicable disease and any such person must assess and accept the risks of illness or injury for themselves.



4-H Archery Contest



Shooting Schedule

Group 1	9:00 am
Group 2	10:30 am
Group 3	12:30 pm
Group 4	2:00 pm
Group 5	4:00 pm
Group 6	5:30 pm

We have taken the following measures to ensure the health and safety of competitors and staff during this event:

- Social distancing will be in affect for everyone. **THERE WILL BE NO EXCEPTIONS.**
- Spectators and competitors will be required to wear masks while not actively shooting if 6-foot social distance cannot be maintained.
- **ALL** of the Registration, Scorekeepers & Officials will be wearing a mask at **ALL TIMES.**
- Participation is limited to 1 archer per target bail (for a maximum of 18 archers per line). Distance between target bails has been increased to allow for 6 feet of separation between competitors on the line.
- Each group shooting will have a size-restriction of 25 people--this includes the Archers and Officials running the event. No spectators will be allowed on the field. Spectators must wear masks while observing from the bleachers if 6-foot social distance cannot be maintained.
- Scoring will be done by a scorekeeper. The archers will proceed to the target waiting line while the scorekeeper scores their target. When the scorekeeper completes their target, the archer can then pull their arrows and return to the waiting line. This will allow the scorekeeper and the archer to maintain social distancing through this process as well as minimize cross contamination.
- All Divisions will shoot 9 arrows, 3 from each distance at an 80cm target face w/ X's scored as 11's; possible 99 score; scoring is the same for all Divisions & Classes.
- Scores for the round will be made available to participants as soon as we are able to do so after the completion of all shooting groups.
- Awards will not be distributed on the day of the event. They will be made available as soon as possible after the event.
- 4-H Archery Rules and Dress Code will be in effect.

Registration:

All registrations are to be submitted online.
All shooters will be required to be a current Member of a 4-H Club and have participated in a 4-H Archery Activity prior to this event.

Group Schedule

Arrival	Scheduled Time
Check-in/ Inspection	30 Minutes
Safety Review & Event Briefing	6 Minutes
Shooting (Round 1 - Shortest Distance)	6 Minutes
Shooting (Round 2 - Medium Distance)	6 Minutes
Shooting (Round 3 - Longest Distance)	6 Minutes
Clean-up & Clear	6 Minutes

Shooting Divisions

Divisions	4-H Age	Shooting Distances
Junior	8 - 10	7.5 - 10 - 15
Intermediate	11 - 13	10 - 15 - 20
Senior	14 - 19	15 - 20 - 25
Distances in Yards - Targets are 80 cm FITA		

Equipment Classes

Recurve
Compound

Note on Shooting Group Times:

- Shooting Group times can be requested, but they will be assigned based upon request as well as the Division. Depending on the number of participants that register, and the Divisions, it will vary. Every effort will be made to accommodate all of our participants.
- We will also allow for and have some participants participating in both classes (Recurve & Compound), if this is the case, we will work to schedule these back-to-back.

If you are unable to register successfully, please contact Doug Crouse at 302-233-1750 for further assistance.



4-H Archery Families,

Delaware 4-H’s highest priority remains the health, safety and well-being of our community. In an effort to conduct this event, based on approval from the University of Delaware, we have put together a modified version of the State Fair Archery Contest. The information contained here is subject to change and will add a number of “Social Distancing” and other safety protocols.

COVID 19 Statement:

The University of Delaware 4-H Program consistently seeks to take steps to minimize the risk of COVID-19 infections (or any other spread of disease) in accordance with applicable law, regulation, and guidance provided by health authorities. These efforts may include policies safeguards implemented by the University of Delaware 4-H Program such as symptom checks, social distancing, use of facial coverings, and isolating and quarantining when required. Despite these efforts, the University of Delaware 4-H Program cannot categorically guarantee that any person participating in a 4-H event will not contract COVID-19 or any other communicable disease and any such person must assess and accept the risks of illness or injury for themselves.

Competition Format:

This archery contest has the following divisions and classes within each division:

Divisions	Age Breakdown	Shooting Distances (Yards)	Target Size	Equipment Classes
Junior	4-H Age 8 - 10	7.5 - 10 - 15	80 cm FITA	Recurve
Intermediate	4-H Age 11 - 13	10 - 15 - 20	80 cm FITA	Compound
Senior	4-H Age 14 - 19	15 - 20 - 25	80 cm FITA	

Shooting Requirements:

Each participant will shoot a total of 9 arrows.
Three arrows per distance for each respective age division beginning at the closest distance.
There will be no “Practice” round for this competition.


Registration & Equipment:

If you wish to register for this event, please click the following **HERE**.
You will be required to register online and as part of the registration you will need to provide information on the equipment you will use. If you do not have equipment with which to shoot the competition, prior arrangements are going to be required. This may include having your local club or county office provide the equipment required to participate in this event. This is due to the sanitation and health concerns that these items may present.

Masks:

All participants are going to be asked to wear a mask while they are not actively in the process of shooting. This means that while they are not shooting and going through the registration process they should be wearing a mask. They are encouraged to NOT wear a mask while shooting as it could prevent a safety issue with the Bow String.

Our staff and volunteers have spent a great deal of time putting this together for you and your families to enjoy. We hope that this helps and we cannot wait to see you out on the field soon!


C. Douglas Crouse
State 4-H Program Leader

FAQ’s:

My son/daughter is shooting a Genesis bow. Is it a compound or a recurve?

Technically it is a “Basic Compound” per the national governing bodies when meeting the following guidelines:

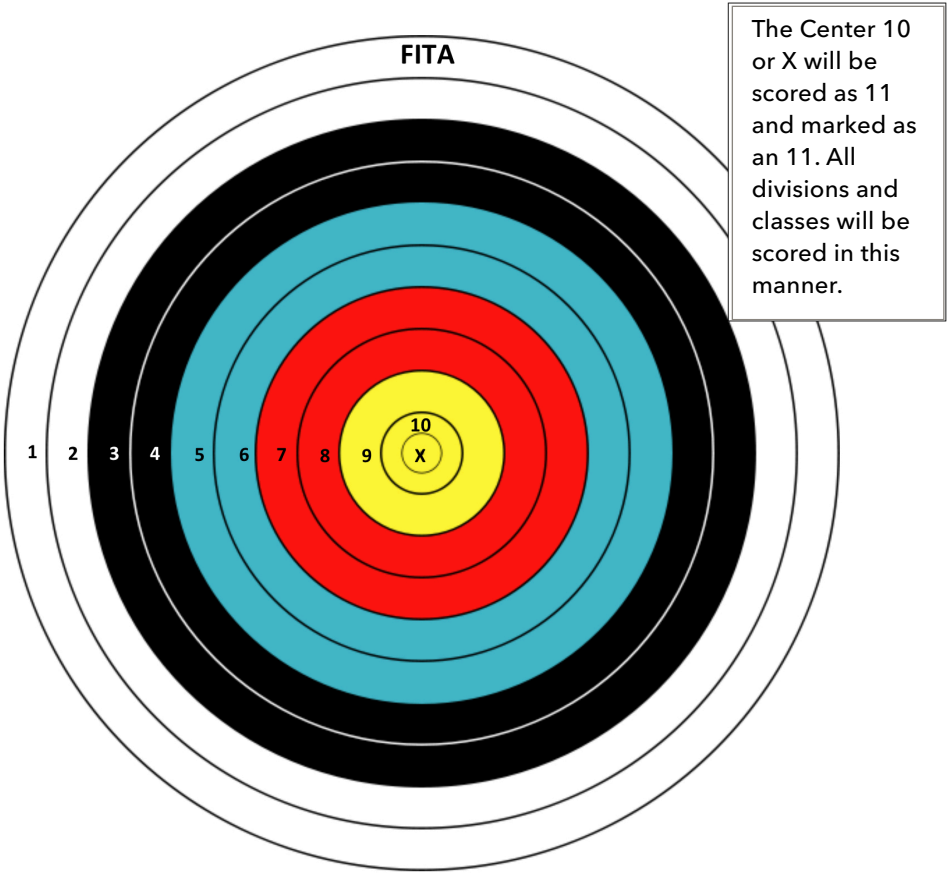
A bow where the draw is mechanically varied by a system of pulleys or cams with no draw stop. Maximum draw weight will be 20lbs. No sight, stabilizer, peep or kissers button, and shot only with fingers (glove, or tab) are allowed. An arrow rest will be permitted.

If it meets these requirements, it will be within the “Recurve” classification for this contest. If it does not it would be considered a “Compound”.

The scoring seems different, with the following:

All Divisions will shoot 9 arrows, 3 from each distance at an 80cm target face w/ X's scored as 11's; Possible 99 score; Scoring is the same for all Divisions & Classes What does this mean and how does this work?

This is a change to accomplish 2 things. The first being the confusion of the scoring rules eliminating “Inner 10” or “Regular” scoring based on the equipment. The second being it will help reduce the number of ties and provide clearer results.



How will ties be broken?

If a tie score within a Division & Class occurs, it will be broken as follows:

Beginning with the Furthest Distance - Number of 11’s and continuing to 10’s on down. If it requires going to the Medium Distance, it will continue through this and then to the Shortest Distance if required. Below is an example of the scoring of 2 Senior Division that would have “tied” - Archer #1 would be ranked higher. This is because in the 25 yard shooting, neither had an 11, both had 1 10, archer #1 had 2 9’s while Archer 2 had only 1.

Archer #1						
	Arrow 1	Arrow 2	Arrow 3	Total	11's	10's
15 Yards	10	9	9	28	0	1
20 Yards	11	10	8	29	1	1
25 Yards	10	9	9	28	0	1
Round Totals				85	1	3

Archer #2						
	Arrow 1	Arrow 2	Arrow 3	Total	11's	10's
15 Yards	11	10	9	30	1	1
20 Yards	10	9	9	28	0	1
25 Yards	10	9	8	27	0	1
Round Totals				85	1	3

Rules

General Bow Rules

Bows: Any bow that does not violate the conventional meaning of the term in target archery may be used in 4-H archery events. Separate classes will be designated for recurve and compound events.

Maximum draw weight – The maximum draw weight for bows used in 4-H competition is 60 pounds nominal peak weight or listed draw weight. Bows may be subject to verification at the discretion of event management (Draw weight will be determined peak weight at the maximum draw length of the individual.)

Bowstring - A bowstring of adequate strength and composed of appropriate materials may not include any attachment or marking that may be used as a sighting device or aid. It may include the following attachments or components:

- **Servings** - Center and end-loop servings are permitted, but no serving may terminate within the shooter's vision with the bow at full draw.
- **Nocking point indicator** - One or more nocking point indicators may be used to position the nock on the string. The nocking point indicator may be of any conventional design, including materials that may be crimped, wound, or heat shrunk to the center serving.
- **Lip or nose mark** - One additional attachment with a diameter of one centimeter or less may be applied to the string to serve as a lip or nose mark (“kisser button”).

Arrow rest - An arrow rest of any conventional design with or without adjustable or moveable pressure points, arrow plates or draw check indicator may be used as long as it is not electronic and offers no additional aid in aiming.

Stabilizers - Stabilizers or torque compensators may be used subject to the following provisions:

Contact with equipment - The stabilizer may touch only the bow.

String guide - The stabilizer may not act as a string guide. This rule shall not prohibit the use of a cable guide or cable guard on compound bows.

Obstacles to other shooters - The stabilizer may not present an obstacle or distraction to other shooters.

Bow quiver - A bow quiver with or without arrows may not be attached to the bow. A hip quiver or ground quiver should be used. NO Back Quivers are allowed.

Bow sight - A bow sight may be used in both Recurve and Compound divisions but NOT in the Novice category.

Cable guard - Compound bows may use a cable guard, conventionally attached, to aid in vane clearance.

Electronic devices - No electronic sight or projection device, including laser sights or laser pointers, will be permitted on the range. Sight lights are permissible. Any bow with electronic sights must have the electronic portion of the sight disabled to the satisfaction of the range official during the ENTIRE event. Failure to do so may result in disqualification at the discretion of the event coordinator.

Rules

Equipment limitations within Class

Recurve bows - Only may be used in any recurve division of archery events.

- **Over-draw arrow rests** - The use of an over-draw arrow shelf or rest is prohibited in recurve divisions of archery matches.
- **Sights** - One bow mark, bow sight or point of aim may be used as an aiming aid in recurve division, but no more than one such device may be used at any time. The sight may allow for both windage and elevation adjustment. Either pin or aperture sights may be used.
- **Bowmarks** - Bowmarks may be with pencil, tape or another suitable material but may not be used in conjunction with another type of sighting device.
- **Aperture sights** - The length of any aperture sight loop, barrel, or cone may not exceed the minimum inside diameter of the aperture and in no case may exceed 2 cm regardless of shape.
- **Levels** - No leveling device may be used in the Recurve Class.
- **Magnification** – A lens system is allowed providing that the lens system does NOT contain a prism or other magnifying device.

Compound bows - Compound bows of any conventional design may be used in compound bow divisions of archery events.

- String peep - String peeps are permitted only in the compound classes.
- Over-draw arrow rests - Archers may use an over-draw if they have displayed competence in shooting with that equipment. Overdraws are limited to a 6 cm or 2.5 inch maximum measured from the pivot point to bearing surface of the arrow rest.
- Hunting sights - Hunting sights using one to five fixed or moveable pins maybe used in compound class. If a hunting type sight is used a pin guard may be in place.
- Optical sights - Optical sights ("scopes") with magnifying lenses may be used in the compound division .
- Levels - No leveling device may be used, except in the compound division.
- Release aids - Release aids may be used only by compound shooters in the compound division

Arrows

Arrows - Arrows consist of a shaft with a point, nock, fletching, and personal identification markings.

Adequate supply - Each archer must provide an adequate number of arrows to complete the required course of fire. Each archer's arrows will be marked, on the shaft, with his or her name, initials, other insignia or cresting to permit identification.

Safety - Arrows must be sound and properly spined for the bow.

AMO standards - Arrows must meet Archery Manufacturer's Organization standard of at least five (5) grains per pound of peak draw weight. Arrow weight may be checked at the discretion of shoot management.
[Coaches and shooters are responsible for pre-shoot check.]

Shaft materials - Any safe shaft material may be used. All arrows must be inspected for soundness, particularly graphite shafts. [Coaches and shooters are responsible for pre-shoot check.]

Shaft Size - No arrows with shafts 23/64ths or 9.3 mm in diameter or larger is permitted.

Arrowheads - Only target or field points may be used in 4-H archery events unless other point types are specifically required.

Nocks - NO Light up nocks (ex: brands such as Luminocks) may be used.

Rules

Shooting Accessories

Shooting tab, glove - Shooting Tab or Glove is required for any archer using a finger release.

A shooting glove, tab or other protective device must be used on the string hand provided it is smooth and provides no mechanical aids for holding or releasing the string. No shape or design criteria are specified. Several layers of material may be used, and a separator to reduce finger pinch may be included.

Bow hand - An ordinary glove, mitten or similar item may be worn on the bow hand.

Bow sling - A bow sling may be used.

Arm guard - An arm guard is required to be used in ALL divisions and classes.

Chest protector - A vest or protector may be used to control clothing on the upper body.

Clothing - Shooters may wear any clothing suitable for the climatic\weather conditions. Archers are expected to adhere to the 4-H Dress Code.

Binoculars or spotting scope - Binoculars or a spotting scope may be used to spot arrows.

Glasses - Ordinary eyeglasses, shooting glasses, or sunglasses may be worn, but the glasses must not include any device or structure to aid in aiming.

Shoes - Closed Toed Shoes must be worn on the archery field when participating in the event. Shoes must cover toes and be secured to the heel with a closed formed back. No Crocs, sandals, or shoes with individual toes may be worn on the range. No shoes with designed or manufactured holes or other characteristics that constitute a safety hazard as determined by the officials are allowed on the range.

Additional equipment that does not interfere with other shooters or the management of the firing line may be permitted at the judgement of the range official(s).

INSPECTION OF EQUIPMENT

Archery equipment to be used in a 4-H Archery event may be inspected by coaches prior to the event and in compliance with all 4-H rules. The Field Officials may inspect any equipment, at any time, at his/her discretion.

Rules

Scoring

All Divisions will shoot 9 arrows, 3 from each distance at an 80cm target face w/ X's scored as 11's.

The Highest Possible score is 99.

Scoring is the same for all Divisions & Classes.

When scoring, if the shaft touches the line it scores the higher value.

All scoring will be completed by the Scorekeepers and they are Officials on the field.

Scorekeepers will record each arrow value as this will be used in the event of a tie.

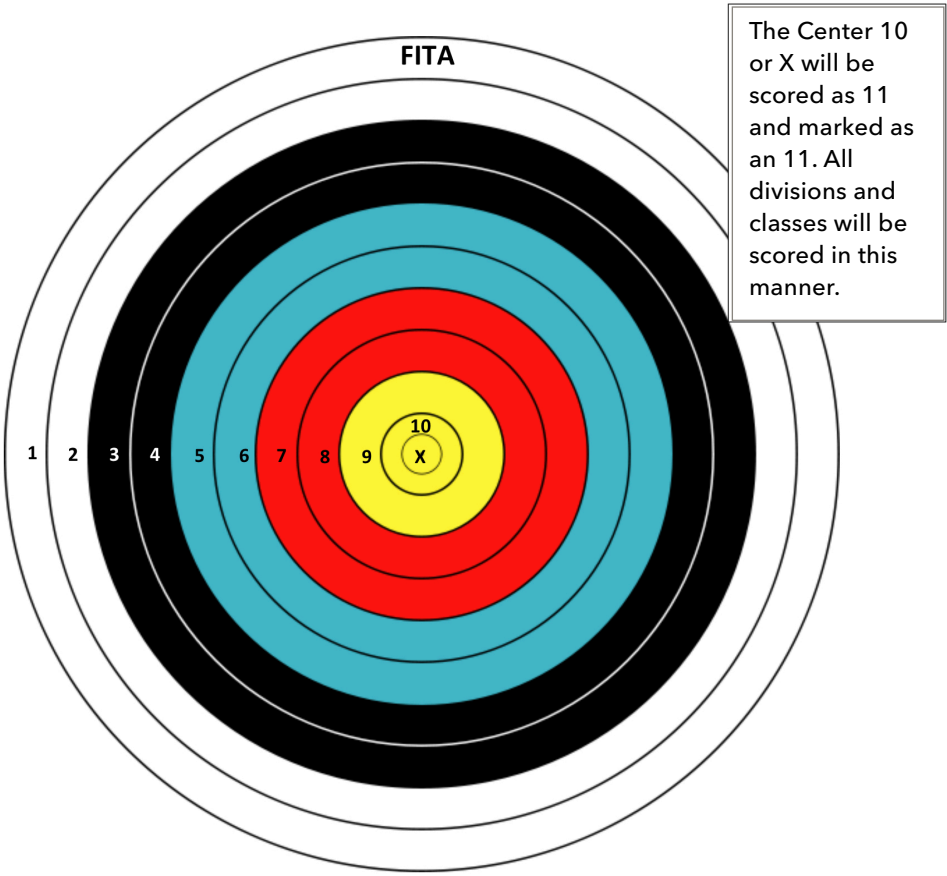
If a Scorekeeper has a judgement question on an arrow they will ask one of the Range Officials for assistance.

No Official scoring a target will be a relative or family member of an archer.

Scoring of the target will not be relayed from the Scorekeeper to the archer.

Tie breaking procedure:

Ties will be broken by the highest number of 11's at the furthest distance, if this does not break the tie, you then move down to the 10's, 9's, 8's, etc. If the furthest distance does not yield a winner, you would then move to the Medium Distance and repeat the same process. If the Medium Distance does not yield as winner, then you would move to the Shortest Distance and repeat the process. If this does not allow for a winner - it will result in a tie. In the event that you have a tie for 2nd place you would have a 1st, two 2nd place, then skip 3rd and then a 4th place.



Below is an example of the scoring of 2 Senior Division participants that would have “tied” - Archer #1 would be ranked higher. This is because in the 25 yard shooting, neither had an 11, both had 1 10, archer #1 had 2 9's while Archer 2 had only 1.

Archer #1						
	Arrow 1	Arrow 2	Arrow 3	Total	11's	10's
15 Yards	10	9	9	28	0	1
20 Yards	11	10	8	29	1	1
25 Yards	10	9	9	28	0	1
Round Totals				85	1	3

Archer #2						
	Arrow 1	Arrow 2	Arrow 3	Total	11's	10's
15 Yards	11	10	9	30	1	1
20 Yards	10	9	9	28	0	1
25 Yards	10	9	8	27	0	1
Round Totals				85	1	3