







Geometric Solids Answer Sheet

(On the Web at <http://www.udel.edu/sine/students/solids/>)

Name: _____

Shape	Name of Face	Number of Sides on Each Face	Number of Faces	Number of Corners	Number of Edges
 Dodecahedron					
 Icosahedron					
 Octahedron					
 Tetrahedron					
 Irregular Polyhedron					
 Cube					

From <http://illuminations.nctm.org/imath/3-5/GeometricSolids/student/index.html>

© 2000 -2002 National Council of Teachers of Mathematics

Instructions for using the shape spinner:

Choose a shape:	Click on the new shape button.
Rotate the shape:	Place the mouse pointer on the shape. Move the mouse while holding down the mouse button.
Color the shape:	Click on a color. Hold the Shift Key while clicking the mouse where you want to paint. You can paint a face, an edge or a corner.
Remove the color:	Click on the reset shape button.
See through the shape:	Click the box by Transparent.
Change shape size:	Use the mouse to move the blue lever.