

# Integrating Information Technology and PBL



George H. Watson,  
University of Delaware  
ghw@udel.edu



[www.udel.edu/pbl/bcc-cuny/](http://www.udel.edu/pbl/bcc-cuny/)

*PBL Workshops at*  
Bronx Community College - CUNY  
October 20, 2006

## Information Technology Objectives

Students should:

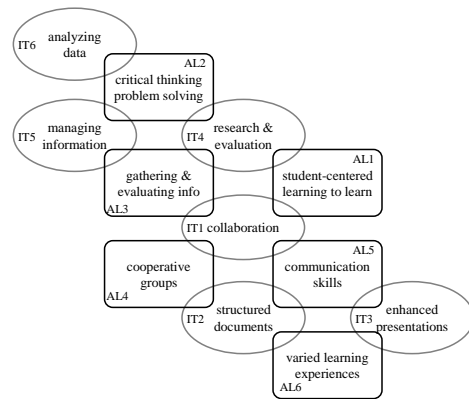
1. engage in electronic collaboration.
2. use and create structured electronic documents.
3. do technology-enhanced presentations.
4. use appropriate electronic tools for research and evaluation.
5. use spreadsheets and databases to manage information.
6. use electronic tools for analyzing quantitative and qualitative data.
7. identify major legal, ethical, and security issues in information technology.
8. have a working knowledge of IT platforms.

*Adapted from Technology Across the Curriculum, George Mason U.*

## Active Learning Objectives

Courses should:

1. Be student-centered and encourage students to “learn to learn.”
2. Provide opportunities to think critically and to analyze and solve problems.
3. Assist students in developing skills in gathering and evaluating information.
4. Provide experience working cooperatively in teams and small groups.
5. Help students acquire versatile and effective communication skills.
6. Offer a variety of learning experiences.
7. Apply technology effectively where it will enhance learning.

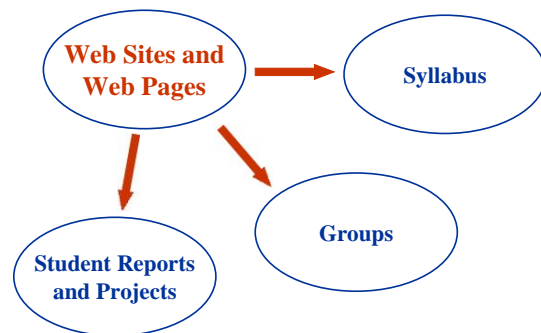


Overlap of Active-Learning Objectives and Instructional Technology Objectives

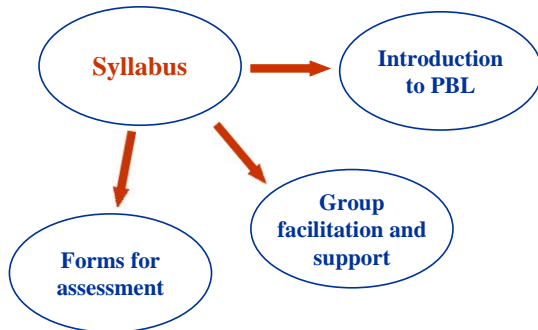
## Organizing the Course

## Utilizing Online Resources

### Organizing the Course



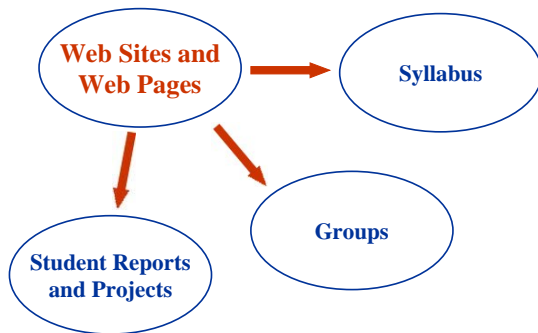
### Organizing the Syllabus



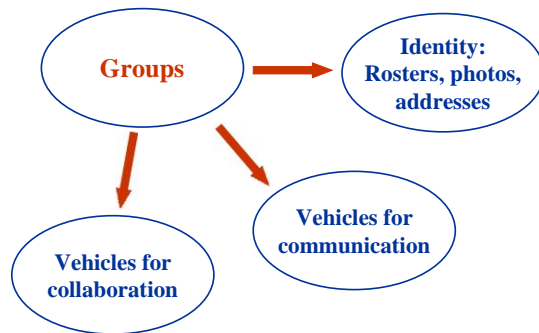
### Examples of supporting information that can be linked from an online syllabus:

1. Instructor's instructional philosophy
2. Detailed course objectives (both content and process)
3. General education curriculum goals
4. Motivation and description of PBL
5. Problem solving process and strategies
6. Roles and responsibilities of students, peer tutors, and instructor
7. List of frequently asked questions about PBL and working in groups
8. Forms for assessment of individual performance in groups
9. Some thoughts on grading
10. Anonymous suggestion box and responses to suggestions
11. Academic Services Center
12. Policies on academic dishonesty and responsible computing

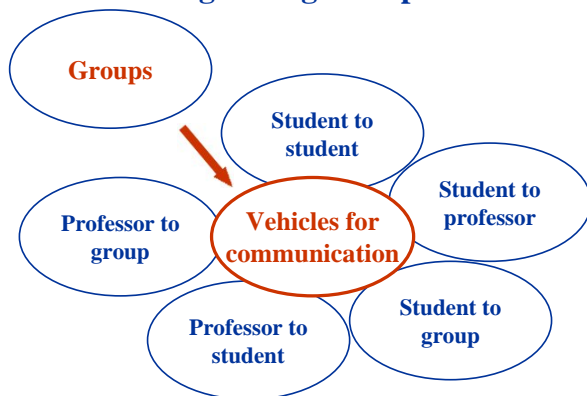
### Organizing the Course



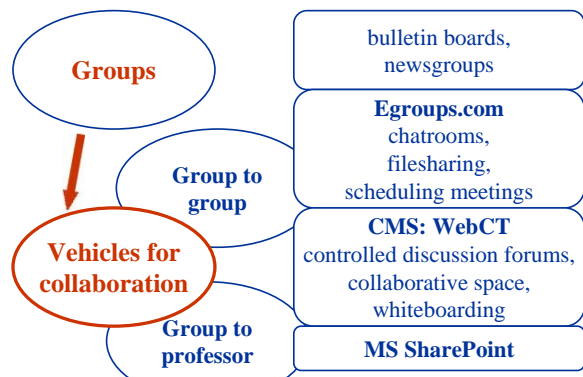
### Organizing Groups



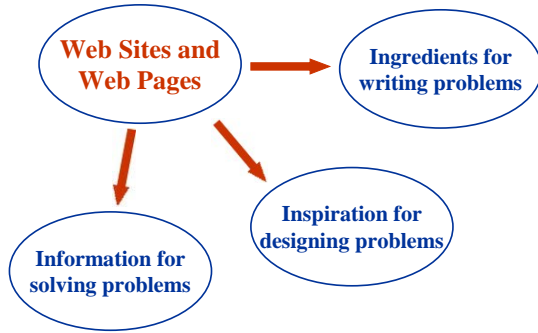
### Organizing Groups



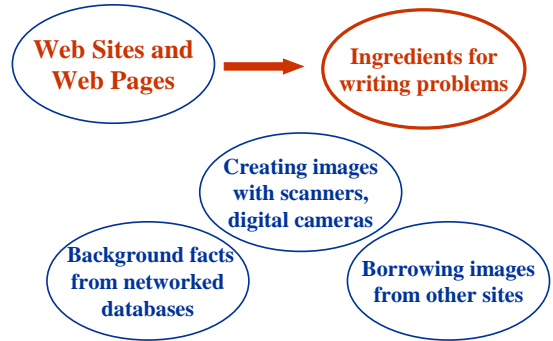
### Organizing Groups



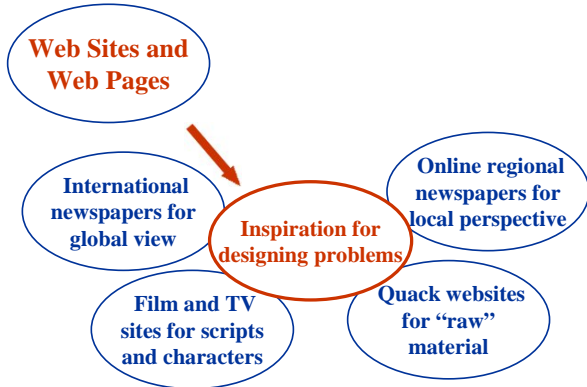
### Utilizing Online Resources



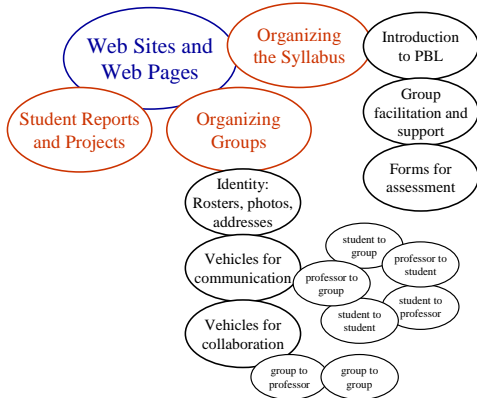
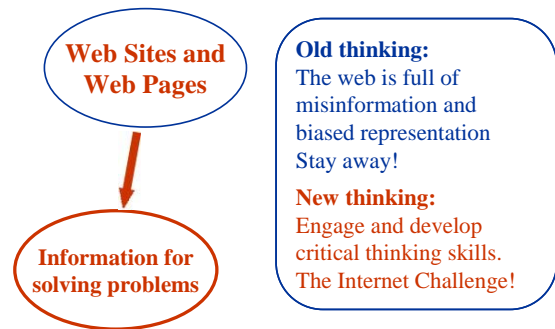
### Utilizing Online Resources



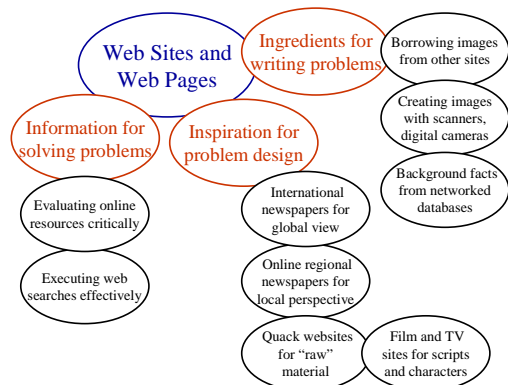
### Utilizing Online Resources



### Utilizing Online Resources



Using a Course Web Site to Organize a PBL Course



Using Online Resources to Support a PBL Course