

Partnership 4 learning English USING HIGH TECHNOLOGY IN TEACHING STORIES

What kind of programs do you use it in teaching?

Does technology and telling stories fit together?

Have you used high tech. in teaching stories?

Benefits of using high Technology in teaching stories

- Technology introduces a lot of facilities to the process of teaching stories
- Using high technology in teaching breaks the routine especially in teaching stories because it introduces the story in a new coat or new style
- It is fun to watch and attract students' attention.
- It saves effort and time.
- Using high tech. gives students a chance to know more about the power of visual learning.
- Technology increases the power of the visual learning.
- It inspires and motivates our students to work with the foreign language through technology.
- You can use more than one skill at the same time.

How we can use these ideas of teaching stories

A-Telling Hodja story with pictures

By using pictures in slides and some new words, learners can watch pictures and try to make up story then they can give a complete story about Hodja

B-Telling story by completing text :-

Learners watch and tell the story by completing that from their own; these are shown in slides of power points and front page program.

C- A Story for acting:-

I ask the groups to read the story from the slide of power point then I ask two volunteers to come out and act this story in front of the audience.

D-Stories for dictation:-

Only one person from each group sits and the other get out to read Short Stories the dictate them to the sitting persons, after that they can give the stories suitable titles by funny game.

E-put in right order to make a story:-

I will show a slide of power point that contains paragraphs in random then I ask them to put these paragraphs in right order to get a story

F- Listen and draw;-

I ask my audience to listen to a story carefully, and then I ask them what animals they hear and ask them to draw some animals that they hear about

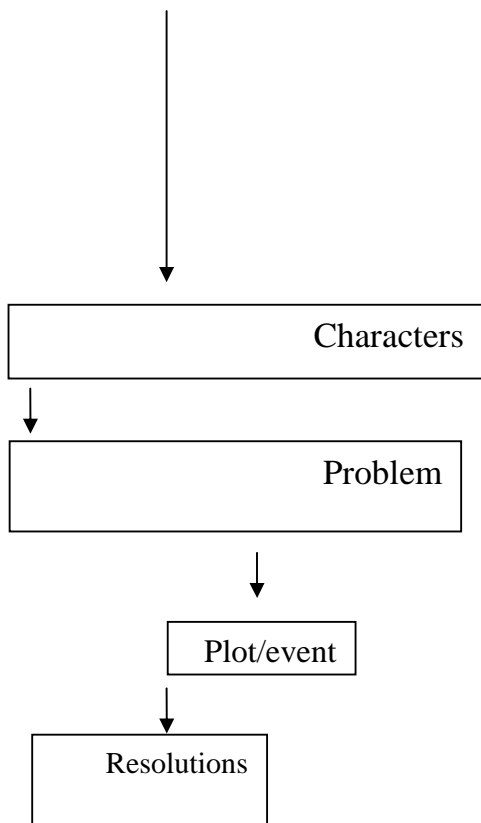
G-Listen and apply the story map:-

All learners listen to a story an intelligent dog carefully to catch all the details in order to apply a story map

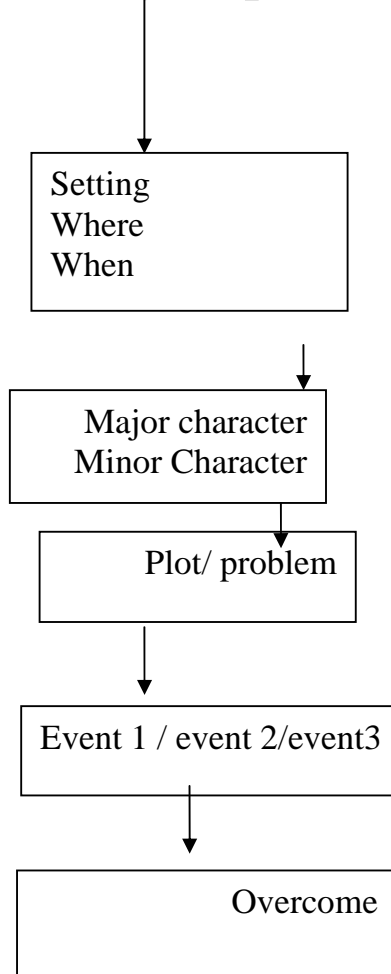
A-Apply story map

We have three types of maps for telling stories

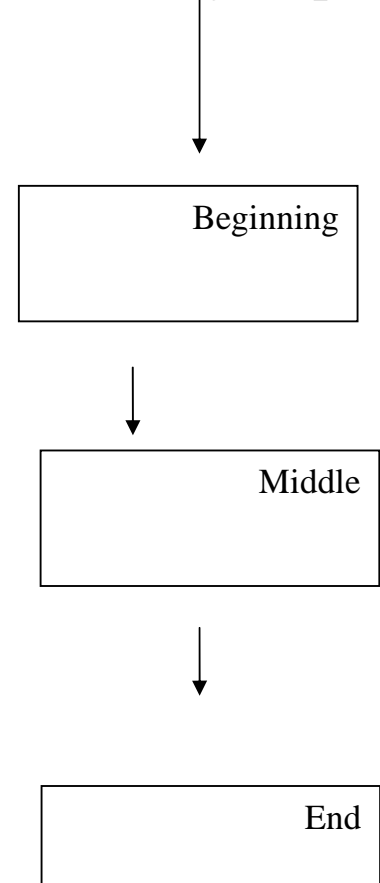
Story map 1



Story map 2



Story map 3



REFERENCES:

[www.google/](http://www.google.com) [yahoo/edu.com](http://yahoo.com)

Nasreddin Hodja “Stories to read and retell”