

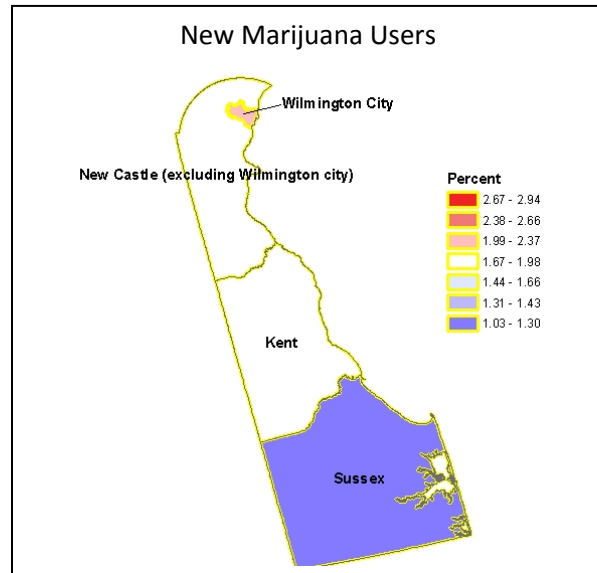
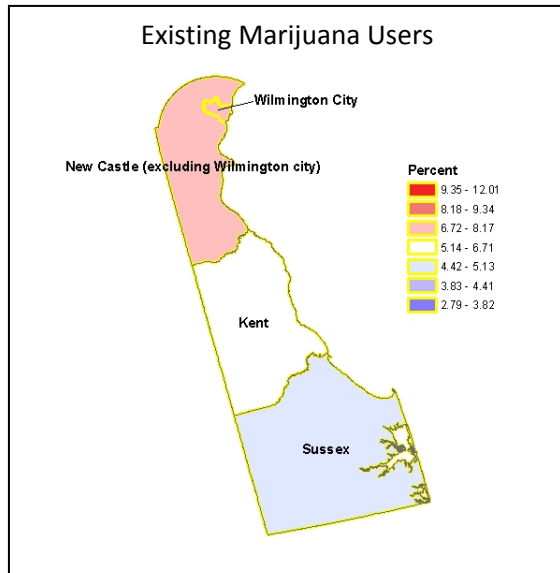
Delaware DATA

Delaware Drug and Alcohol Tracking Alliance

August 2007

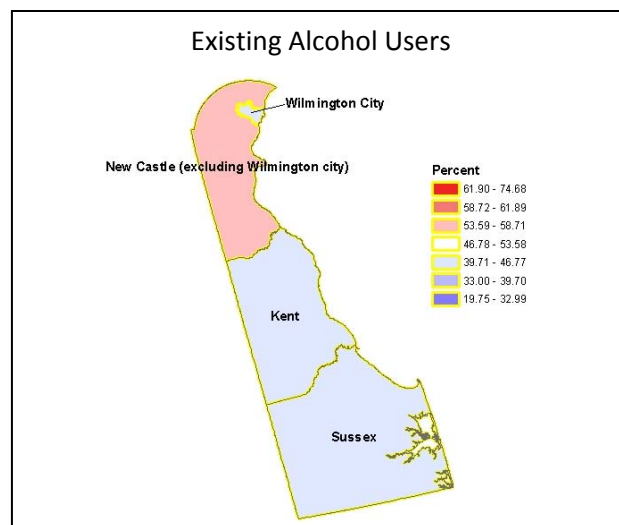
Volume 2, Issue 06

New and Continuing Marijuana Users by DE Planning Areas



Among the four main areas of Delaware (the three counties plus Wilmington), New Castle County and Wilmington City have the highest rate of marijuana users. Kent County has a slightly lower rate, but the lowest rate belongs to Sussex County. This trend may be changing, however, with different rates of new users in each area. Sussex County is expected to continue to have the lowest rate. However, Wilmington with a higher rate of new users may surpass New Castle and soon emerge as the area with the highest rate of marijuana users.

Alcohol users seem fairly evenly spread across Delaware. Wilmington City, Kent County, and Sussex County all share roughly the same rate of alcohol use. Unlike the marijuana rate, however, New Castle County has a rate higher than its major city, Wilmington.



Source: Office of Applied Studies, Substance Abuse and Mental Health Services Administration, NSDUH, 2002-2004.

Delaware Datagrams may be copied without permission. Please cite D-DATA as source. ***302-831-3204*** basha@udel.edu
Additional Datagrams are available at: www.udel.edu/delawaredata