

Hurricane Ernesto Commodities Model

Landfall Expected In About **42** Hours

**For Official
Use Only!**

Post Landfall Ice/Water Model Results

Day One/ Day Two/ Day Three

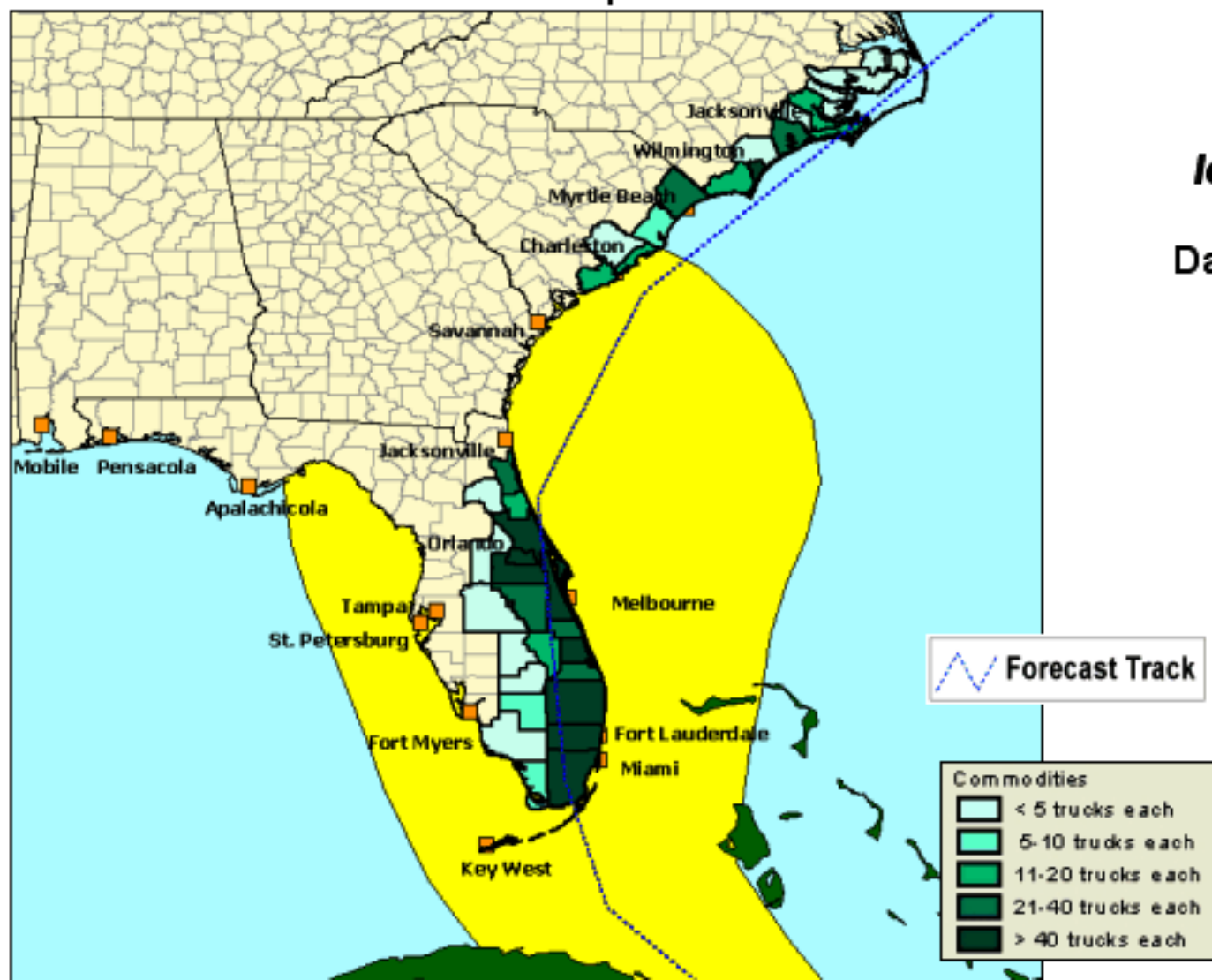
Florida – 50/100/150

North Carolina – 25/25/25

South Carolina – 8/8/8

*Model results per county on
following page*

This model is based on a
Category 1 storm making
landfall south of Miami, FL.



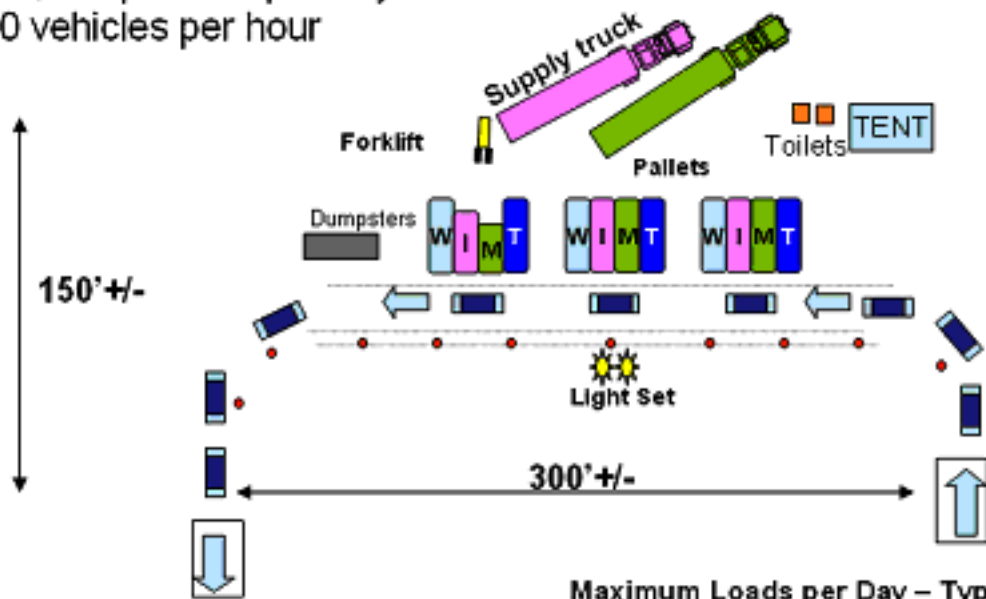
Forecast Track

| Commodities | |
|-------------|-------------------|
| | < 5 trucks each |
| | 5-10 trucks each |
| | 11-20 trucks each |
| | 21-40 trucks each |
| | > 40 trucks each |

TYPE III - DISTRIBUTION POINT

Serves 5,000 persons per day

140 vehicles per hour



Note: Individual vehicles drive through and Ice & water is loaded into their trunks. Recommend One case water, 2 or 3 bags of Ice per vehicle and 6 MRE's

Supply trucks for Ice, Water, MRE's and Tarps are to be off-loaded promptly and returned for re-supply.

Maximum Loads per Day – Type III

| | |
|-------|-----|
| Water | 1 |
| Ice | 1 |
| MRE | 1/2 |
| Tarp | 1/2 |

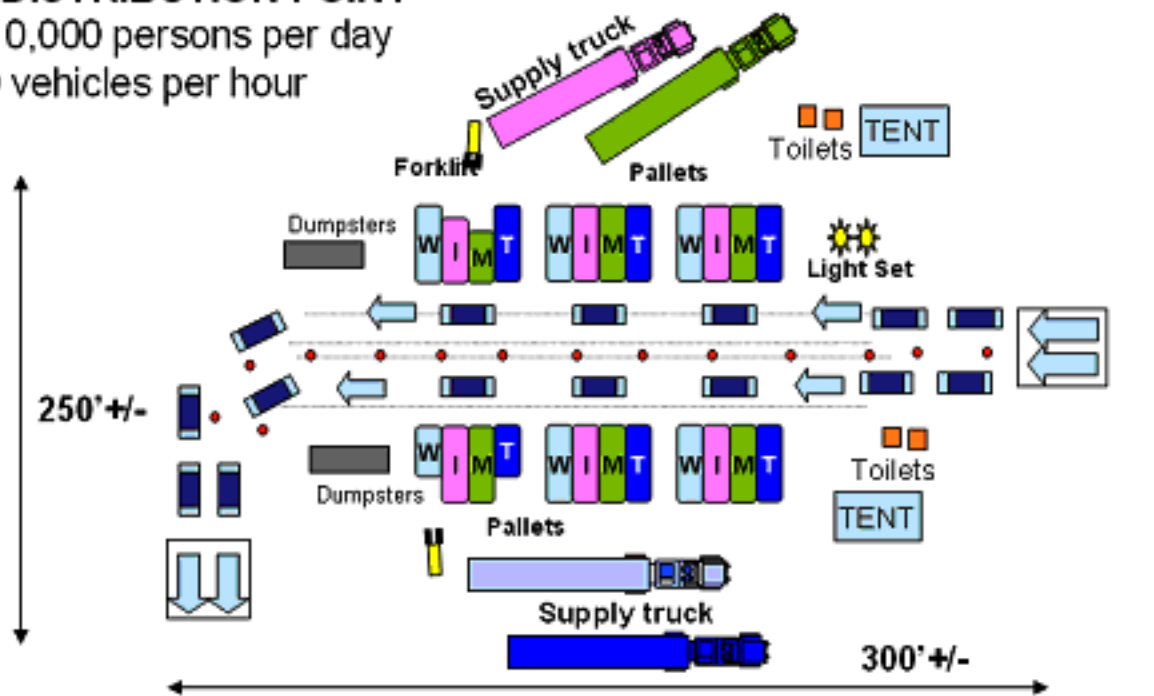
Figure 7

Type III Distribution Point

| Manpower | | | Equipment | | | |
|----------------------|--------------------|-----|-----------|------|------------------|----|
| Type | | Day | Night | Type | Number | |
| Local Responsibility | Team Leader | | 1 | 0 | Forklifts | 1 |
| | Forklift Operator | | 1 | 1 | Pallet Jacks | 1 |
| | Labor | | 14 | 2 | Power Light Sets | 1 |
| | Loading PT | 9 | | | Toilets | 2 |
| | Back-up Loading PT | 4 | | | Tents | 1 |
| | Pallet Jacks Labor | 1 | | | Dumpsters | 1 |
| | Totals | | 16 | 3 | Traffic Cones | 10 |
| Others | Law Enforcement | | 2 | 1 | Two-way radios | 0 |
| | Community Rel. | | 1 | 0 | | |
| Grand Total | | 19 | 4 | | | |

TYPE II - DISTRIBUTION POINT

Serves 10,000 persons per day
280 vehicles per hour



Note: Individual vehicles drive through and Ice & water is loaded into their trunks. Recommend One case water, 2 or 3 bags of ice per vehicle and 6 MRE's

Supply trucks for Ice, Water, MRE's and Tarps are to be off-loaded promptly and returned for re-supply.

Maximum Loads per Day - Type II

| | |
|-------|---|
| Water | 2 |
| Ice | 2 |
| MRE | 1 |
| Tarp | 1 |

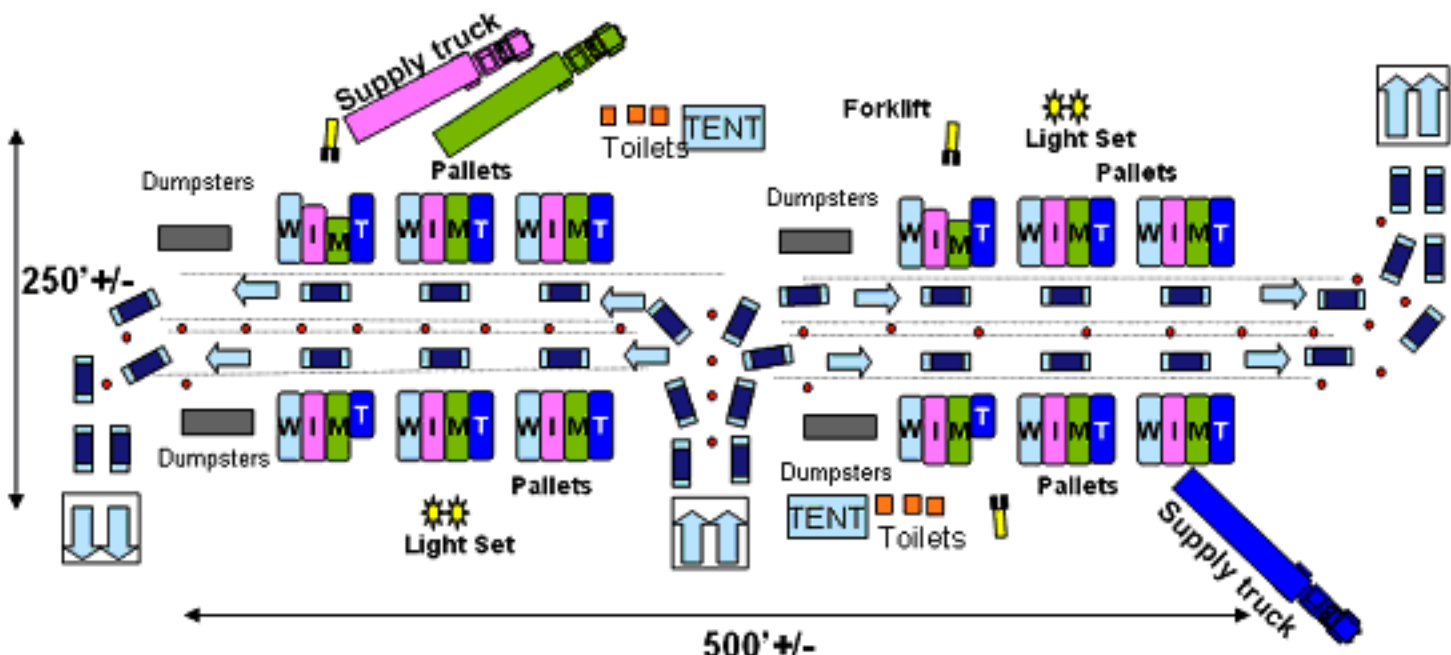
Figure 5

Type II Distribution Point

| Manpower | | | Equipment | | | |
|----------------------|--------------------|-----|-----------|------|------------------|----|
| Type | | Day | Night | Type | Number | |
| Local Responsibility | Team Leader | | 1 | 0 | Forklifts | 2 |
| | Forklift Operator | | 1 | 2 | Pallet Jacks | 2 |
| | Labor | | 28 | 3 | Power Light Sets | 1 |
| | Loading PT | 18 | | | Toilets | 4 |
| | Back-up Loading PT | 9 | | | Tents | 2 |
| | Pallet Jacks Labor | 1 | | | Dumpsters | 2 |
| | Totals | | 30 | 5 | Traffic Cones | 15 |
| Others | Law Enforcement | | 2 | 1 | Two-way radios | 0 |
| | Community Rel. | | 2 | 0 | | |
| Grand Total | | 34 | 6 | | | |

TYPE I - DISTRIBUTION POINT

Serves 20,000 persons per day
560 vehicles per hour



Note: Individual vehicles drive through and Ice & water is loaded into their trunks. Recommend One case water, 2 or 3 bags of ice per vehicle and 6 MRE's.

Supply trucks for Ice, Water, MRE's and Tarps are to be off-loaded promptly and returned for re-supply.

Maximum Loads per Day – Type I

| | |
|-------|---|
| Water | 4 |
| Ice | 4 |
| MRE | 2 |
| Tarp | 2 |

Figure 3

Type I Distribution Point

| Manpower | | | Equipment | | | |
|----------------------|--------------------|-----|-----------|------|------------------|----|
| Type | | Day | Night | Type | Number | |
| Local Responsibility | Manager | | 1 | 0 | Forklifts | 3 |
| | Team Leader | | 2 | 1 | Pallet Jacks | 3 |
| | Forklift Operator | | 2 | 3 | Power Light Sets | 2 |
| | Labor | | 57 | 4 | Toilets | 6 |
| | Loading Point | 36 | | | Tents | 2 |
| | Back-up Loading PT | 18 | | | Dumpsters | 4 |
| | Pallet Jacks Labor | 3 | | | Traffic Cones | 30 |
| | Totals | | 70 | 9 | Two-way radios | 4 |
| Others | Law Enforcement | | 4 | 1 | | |
| | Community Rel. | | 4 | 0 | | |
| Grand Total | | 78 | 10 | | | |

Site Manager

Law Enforcement

Community Rel

Security

Labor Team Leader

Equipment/Supply Team Leader

- Loading Points
- Night Shift
- Labor Care
 - Food
 - Tents
 - Toilets
 - Shift Rotation

- Equipment
- Supply Truck Mgmt
 - Truck Movement on site
 - Paper work
- Off-loading
- Supply of Loading Points