



THE INTERNATIONAL COMMUNITY *at* UD **FALL 2020 SNAPSHOT STATISTICS**

ANNUAL FALL SNAPSHOT COMPARISON

	2013	2014	2015	2016	2017	2018	2019	2020
Students (F1)	3484	3267	3272	3188	3193	3247	3046	1942
Graduate	1261	1289	1353	1309	1240	1223	1141	848
Under-Graduate	860	692	713	798	794	902	963	510
Language Training	1036	959	788	582	624	716	517	102
OPT	327	327	418	499	535	406	425	482
Scholars (J1)	204	191	250	259	255	296	217	148
Employee (H1B)	69	63	61	44	38	47	74	85
Family (J2/F2)	493	386	450	459	402	468	423	331
Total Served	4250	3907	4033	3950	3888	4058	3760	2506

2020 FALL INTERNATIONAL GRADUATE & UNDERGRADUATE STUDENTS BY COLLEGE

College	Undergrad	Grad	Total
Agriculture and Nat Resources	43	54	97
Arts and Sciences	71	154	224
Business and Economics	224	161	385
Engineering	171	442	613
Education & Human Development	0	15	15
Health Sciences	1	3	4
Earth, Ocean, and Environment	0	19	19
University Studies	0	0	0
Joint MBA/MS	0	0	0
Total	510	848	1358

STUDENT TOTALS BY PLACE OF ORIGIN & STUDY LEVEL

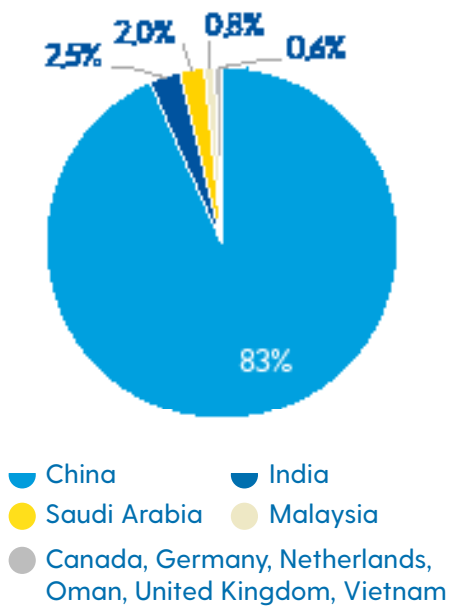
Region	Undergrad	Graduate	ELI	OPT	Total
China	364	310	66	283	1023
India	20	114	0	98	232
Saudi Arabia	14	17	30	4	64
Iran	0	38	0	8	46
Bangladesh	1	36	0	8	45
South Korea	7	31	1	5	44
Turkey	2	29	0	4	35
Nigeria	3	19	0	9	31
Taiwan	5	19	0	7	31
Nepal	0	20	0	6	26
Colombia	1	22	0	2	25
Pakistan	0	21	0	3	24
Vietnam	5	10	0	3	18
Canada	8	8	0	1	17
Ghana	3	12	0	0	15
Malaysia	9	4	0	0	13
United Kingdom	7	4	0	0	11
Brazil	1	7	0	2	10
Greece	0	10	0	0	10
Germany	3	4	0	2	9
Kenya	1	5	0	3	9
Spain	4	3	0	2	9
Italy	2	4	0	1	7
Japan	1	6	0	0	7
Russia	1	3	1	2	7
Albania	0	4	0	2	6
Mexico	0	5	0	1	6
Netherlands	5	0	0	1	6
South Africa	3	2	0	1	6
Australia	2	3	0	0	5
Kuwait	1	2	1	1	5
Argentina	1	2	0	1	4

Cameroon	2	2	0	0	4
Cuba	0	2	0	2	4
France	1	4	0	0	5
Jamaica	1	1	0	2	4
Jordan	0	4	0	0	4
Oman	4	0	0	0	4
Sri Lanka	0	2	0	2	4
Thailand	1	3	0	0	4
Trinidad & Tobago	1	2	0	1	4
Ukraine	1	3	0	0	4
Venezuela	1	2	0	1	4
Bolivia	3	0	0	0	3
Ecuador	0	2	0	1	3
Egypt	0	3	0	0	3
Hong Kong	2	0	0	1	3
Lebanon	0	3	0	0	3
Morocco	0	2	0	1	3
PS	1	2	0	0	3
United Arab Emirates	1	0	2	0	3
Yemen	0	1	0	2	3
Afghanistan	0	2	0	0	2
Botswana	0	2	0	0	2
Chile	0	2	0	0	2
Iceland	2	0	0	0	0
Indonesia	0	1	1	0	2
Iraq	0	2	0	0	2
Israel	0	2	0	0	2
Kazakhstan	2	0	0	0	2
Kyrgyzstan	0	1	0	1	2
Mauritius	0	2	0	0	2
Poland	2	0	0	0	2
Portugal	1	0	0	1	2
Saint Lucia	0	2	0	0	2
Sierra Leone	1	0	0	1	2

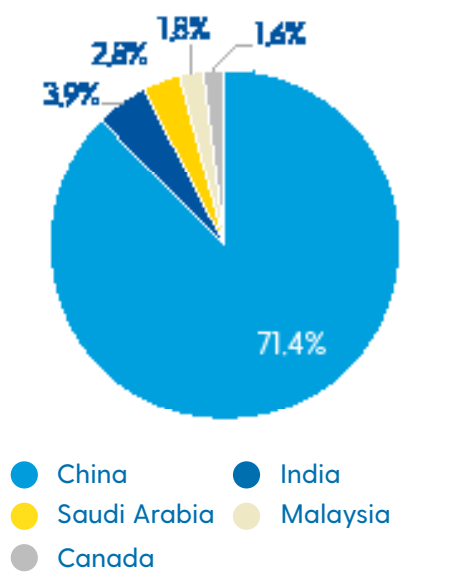
Sweden	1	0	0	1	2
Switzerland	1	1	0	0	2
Austria	0	1	0	0	1
Belize	0	1	0	0	1
Benin	0	1	0	0	1
Bosnia & Herzegovina	0	1	0	0	1
Bulgaria	1	0	0	0	1
Burma	1	0	0	0	1
Costa Rica	0	1	0	0	1
Croatia	0	1	0	0	1
Czech Republic	1	0	0	0	1
Dominica	0	1	0	0	1
Dominican Republic	1	0	0	0	1
El Salvador	0	1	0	0	1
Ethiopia	0	0	0	1	1
Georgia	0	0	0	1	1
Guyana	0	1	0	0	1
Hungary	0	1	0	0	1
Liberia	0	1	0	0	1
Mali	1	0	0	0	1
Malta	0	1	0	0	1
Montenegro	0	1	0	0	1
New Zealand	0	1	0	0	1
Panama	1	0	0	0	1
Paraguay	0	0	0	1	1
Peru	0	1	0	0	1
Serbia	0	0	0	1	1
Singapore	0	1	0	0	1
Swaziland	0	1	0	0	1
Tanzania	0	0	0	1	1
Tunisia	0	1	0	0	1
Uganda	0	1	0	0	1
Zimbabwe	1	0	0	0	1
TOTAL	510	848	102	482	1942

STUDENTS - TOP 5 PLACES OF ORIGIN

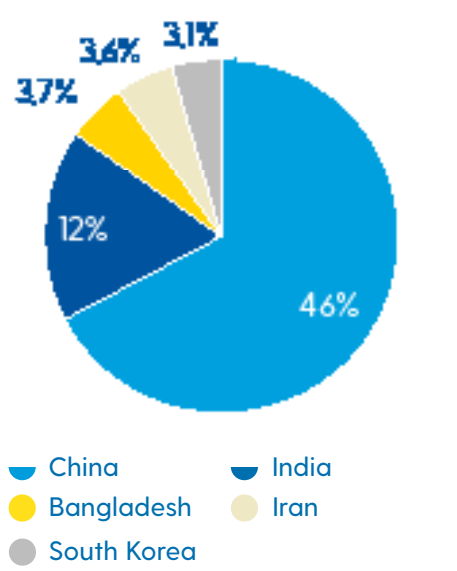
Undergraduate Fall 2019



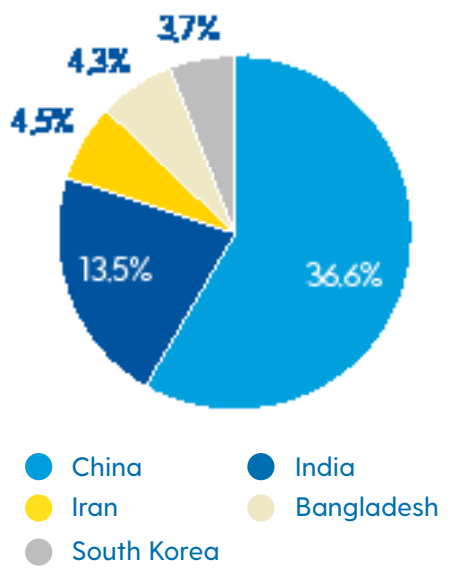
Undergraduate Fall 2020



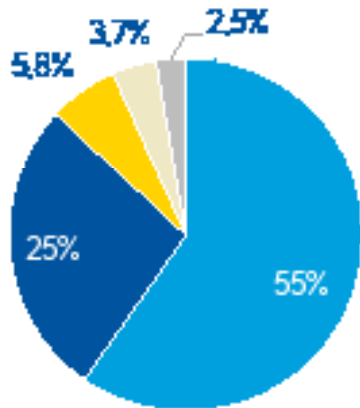
Graduate Fall 2019



Graduate Fall 2020

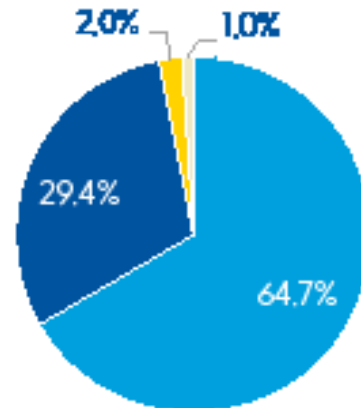


Language Training Fall 2019



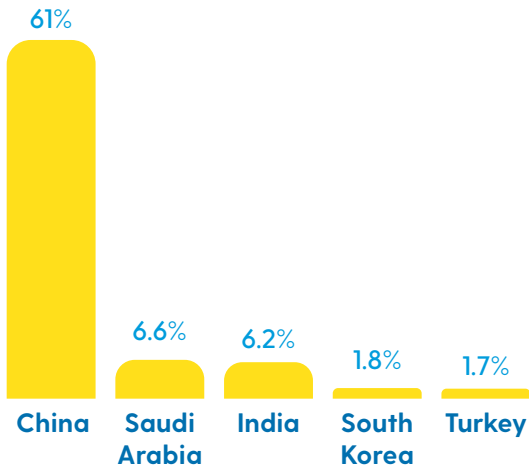
- China
- Saudi Arabia
- Japan
- Panama
- Turkey

Language Training Fall 2020

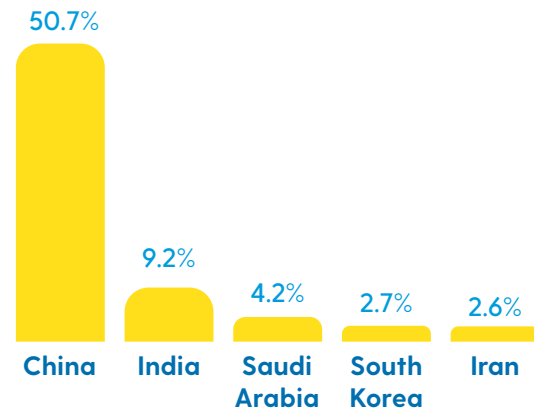


- China
- Saudi Arabia
- United Arab Emirates
- Indonesia, Kuwait, Russia, South Korea

Overall Fall 2019 (Excluding OPT)



Overall Fall 2020 (Excluding OPT)



SCHOLARS - TOP 5 PLACES OF ORIGIN

The following is based on currently active visiting scholars from Fall 2020 data

